

Absorbant Glass Mat (AGM) technology for superior performance. Valve regulated, spill proof construction allows safe operation in any position. Approved for transport by air. D.O.T., I.A.T.A., F.A.A. and C.A.B. certified. U.L. recognized under file number MH 20567.

Maintenance-Free

Specification

Nominal Voltage	12 volts		
Nominal Capacity	77° F (25° C)		
20-hr. (6.75A)	135 Ah		
10-hr. (12.50A)	125 Ah		
5-hr. (23.00A)	115 Ah		
1-hr. (81.00A)	81 Ah		
Approximate Weight	87.08 lbs (39.5 kg)		
Internal Resistance (approx.)	4mΩ		
Shelf Life (% of normal capacity at 68° F (20° C))			
3 Months	6 Months	12 Months	
91%	83%	64%	
Temperature Dependency of Capacity (20 hour rate)			
104° F (40°C)	77° F (25°C)	32° F (0°C)	5° F (-15°C)
102%	100%	85%	65%
AGM Operational Temperature			
Charge	32°F to 104°F (0°C to 40°C)		
Discharge	5°F to 113°F (-15°C to 45°C)		
AGM Storage Temperature	5°F to 104°F (-15°C to 40°C)		



Charge Method (Constant Voltage)

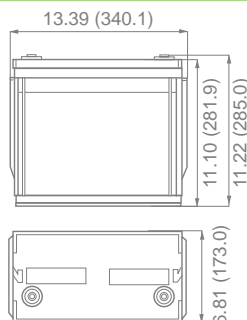
Cycle Use (Repeating Use)

Initial Current	40.5 A or smaller
Control Voltage	14.6-14.8 V

Float Use

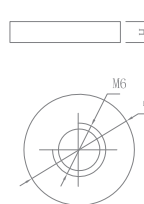
Control Voltage	13.6-13.8 V
-----------------	-------------

Physical Dimensions: in (mm)



L: 13.39in (340.1 mm)
 W: 6.81in (173.0 mm)
 H: 11.10in (281.9 mm)
 TH: 11.22in (285.0 mm)
 Tolerances are +/- 0.04 in. (+/- 1mm) and +/- 0.08 in. (+/- 2mm) for height dimensions. All data subject to change without notice.

Terminals



I Series (Internal Thread Terminal)

Dimension Type	∅	H
I6	16	4

Constant Current Discharge Characteristics Unit:A (25°C, 77°F)

F.V/Time	5MIN	10MIN	15MIN	30MIN	1HR	2HR	3HR	4HR	5HR	8HR	10HR	20HR
9.60V	496	362	256	154	80	49	35	27	22	15	14	8
10.20V	439	329	228	146	76	45	34	26	22	15	13	7
10.50V	423	313	215	142	73	44	33	26	22	15	13	7
10.80V	406	297	203	138	69	43	32	25	21	15	13	7
11.10V	390	280	187	134	69	41	31	24	20	14	13	7

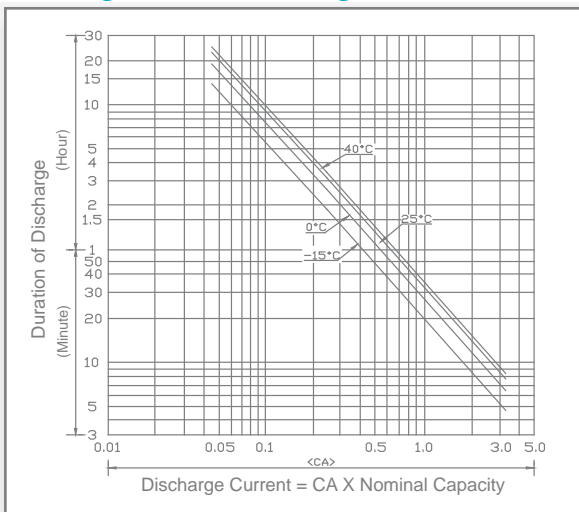
Constant Power Discharge Characteristics Unit:W (25°C, 77°F)

F.V/Time	5MIN	10MIN	15MIN	30MIN	1HR	2HR	3HR	4HR	5HR	8HR	10HR	20HR
9.60V	5270	3844	2706	1637	930	544	398	309	256	179	163	88
10.20V	4851	3661	2531	1621	878	520	390	305	252	175	158	86
10.50V	4774	3559	2434	1613	849	508	378	297	248	175	158	85
10.80V	4713	3466	2340	1609	825	496	370	293	244	171	154	84
11.10V	4628	3352	2235	1597	813	496	366	288	244	171	150	82

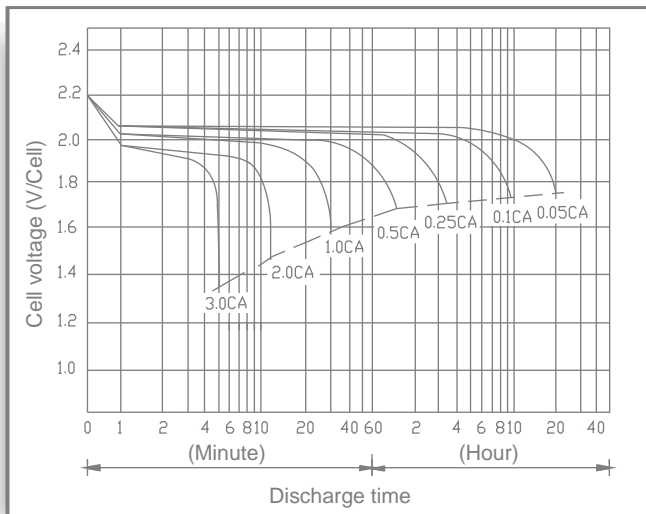
UB121350

Maintenance-Free

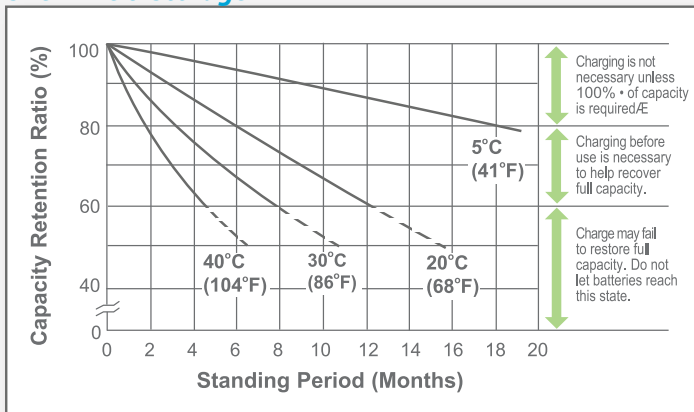
Discharge Time vs. Discharge Current



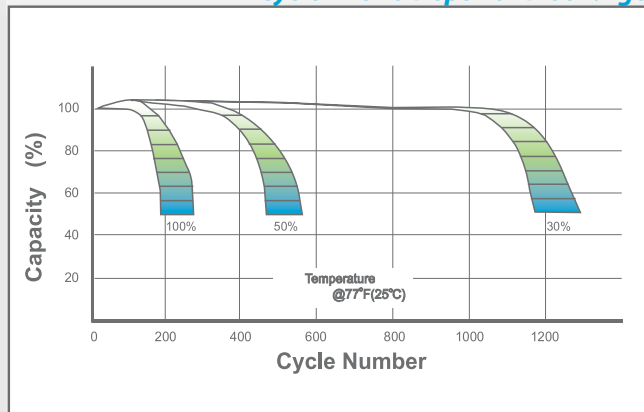
Discharge Characteristics



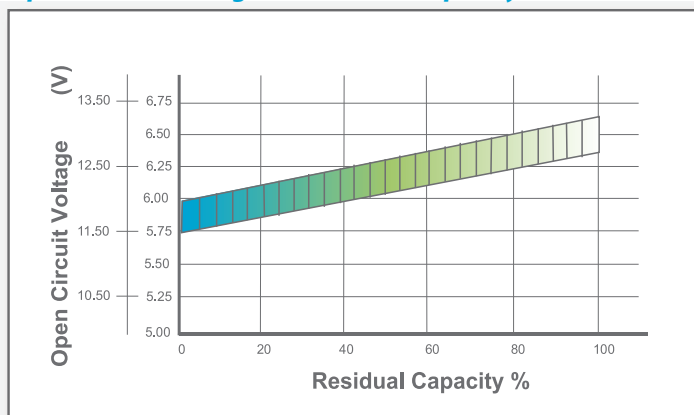
Shelf Life & Storage



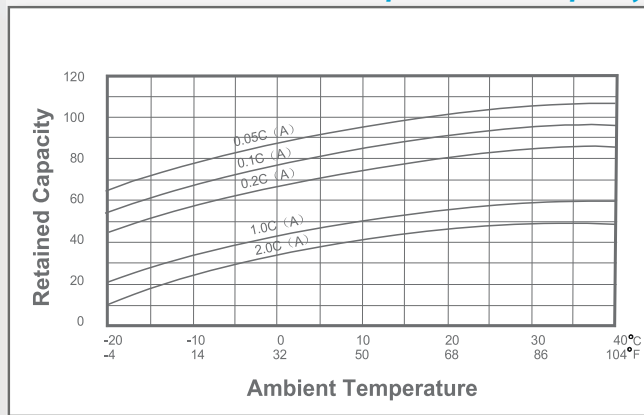
Cycle Life vs Depth of Discharge



Open Circuit Voltage vs Residual Capacity



Effect of Temperature on Capacity



Charge Current & Final Discharge Voltage

Application	Charge Voltage(V/Cell)		Max.Charge Current	Final Discharge Voltage V/Cell	1.75	1.70	1.60	1.30
	Temperature	Set Point						
Cycle Use	25°C(77°F)	2.45	2.43-2.47	0.30C	0.2C>(A)	0.2C<(A)<0.5C	0.5C<(A)<1.0C	(A)>1.0C
Standby	25°C(77°F)	2.28	2.27-2.30					



Let UPG Power Your Life.

www.upgi.com